

CDR File Information

Vehicle Identification Number	1G6KD54Y0XU763944
Investigator	Chris Bloomberg
Case Number	10189
Investigation Date	Friday, March 19 2004
Crash Date	Monday, November 3 2003
Filename	1G6KD54Y0XU763944.CDR
Saved on	Friday, March 19 2004 at 10:46:49 AM
Data check information	6E1F3CF7
Collected with CDR version	Crash Data Retrieval Tool 2.24
Collecting program verification number	70CD83DD
Reported with CDR version	Crash Data Retrieval Tool 2.24
Reporting program verification number	70CD83DD
Interface used to collected data	Block number: 00 Interface version: 39 Date: 10-09-03 Checksum: 0300
Event(s) recovered	Deployment Non-Deployment

SDM Data Limitations

SDM Recorded Crash Events:

There are two types of SDM recorded crash events. The first is the Non-Deployment Event. A Non-Deployment Event is an event severe enough to "wake up" the sensing algorithm but not severe enough to deploy the air bag(s). It contains Pre-Crash and Crash data. The SDM can store up to one Non-Deployment Event. This event can be overwritten by an event that has a greater SDM recorded vehicle forward velocity change. This event will be cleared by the SDM after the ignition has been cycled 250 times.

The second type of SDM recorded crash event is the Deployment Event. It also contains Pre-Crash and Crash data. Deployment events can not be overwritten or cleared from the SDM. Once the SDM has deployed the air bag, the SDM must be replaced. The data in the non-deployment file will be locked after a deployment, if the non-deployment occurred within 5 seconds before the deployment or a deployment level event occurs within 5 seconds after the deployment.

SDM Data Limitations:

-SDM Recorded Vehicle Forward Velocity Change is one of the measures used to make air bag deployment decisions. SDM Recorded Vehicle Forward Velocity Change reflects the change in forward velocity that the sensing system experienced during the recorded portion of the event. SDM Recorded Vehicle Forward Velocity Change is the change in velocity during the recording time and is not the speed the vehicle was traveling before the event, and is also not the Barrier Equivalent Velocity. This data should be examined in conjunction with other available physical evidence from the vehicle and scene when assessing occupant or vehicle forward velocity change. The SDM records the first 300 milliseconds of Vehicle Forward Velocity Change after Algorithm Enable. The maximum value that can be recorded for Vehicle Forward Velocity Change is 56 MPH.

-SDM Recorded Vehicle Speed accuracy can be affected if the vehicle has had the tire size or the final drive axle ratio changed from the factory build specifications.

-Brake Switch Circuit Status indicates the status of the brake switch circuit.

-Pre-Crash Electronic Data Validity Check Status indicates "Data Invalid" if the SDM does not receive a valid message.

-Driver's Belt Switch Circuit Status indicates the status of the driver's seat belt switch circuit.

-The Time between Non-Deployment and Deployment Events is displayed in seconds. If the time between the two events is greater than five seconds, "N/A" is displayed in place of the time.

-If power to the SDM is lost during a crash event, all or part of the crash record may not be recorded.

SDM Data Source:

All SDM recorded data is measured, calculated, and stored internally, except for the following:

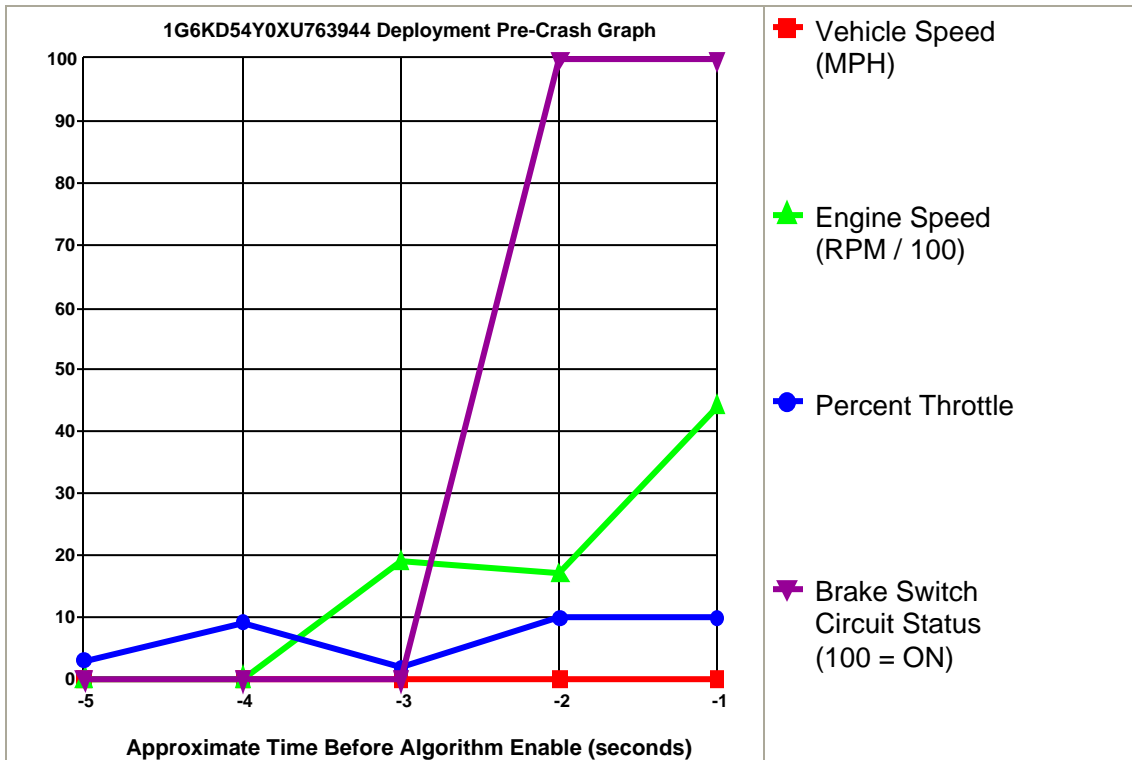
-Vehicle Speed, Engine Speed, and Percent Throttle data are transmitted once a second by the Powertrain Control Module (PCM), via the Class 2 data link, to the SDM.

-Brake Switch Circuit Status data is transmitted once a second by either the ABS module or the PCM, via the Class 2 data link, to the SDM. Depending on vehicle option content, the Brake Switch Circuit Status data may not be available.

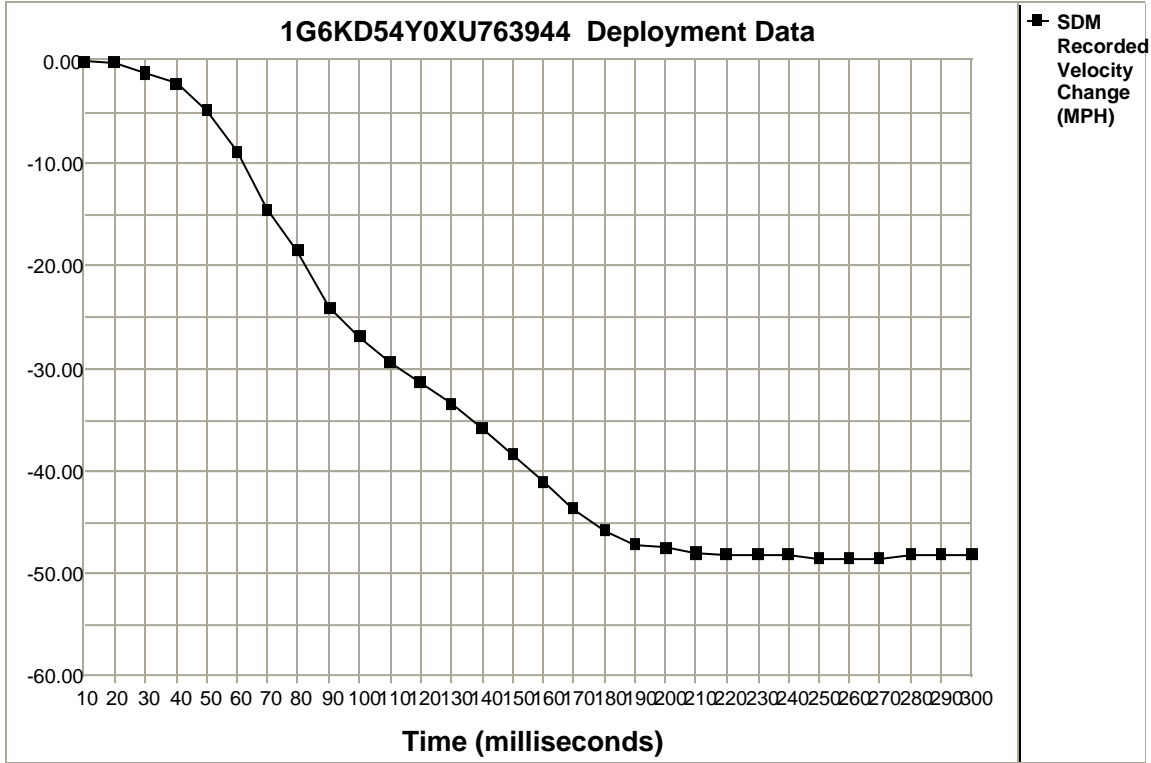
-The Driver's Belt Switch Circuit is wired directly to the SDM.

System Status At Deployment

SIR Warning Lamp Status	OFF
Driver's Belt Switch Circuit Status	UNBUCKLED
Ignition Cycles At Deployment	8518
Ignition Cycles At Investigation	8521
Time From Algorithm Enable to Deployment Command Criteria Met (msec)	33.75
Time Between Non-Deployment And Deployment Events (sec)	1.4



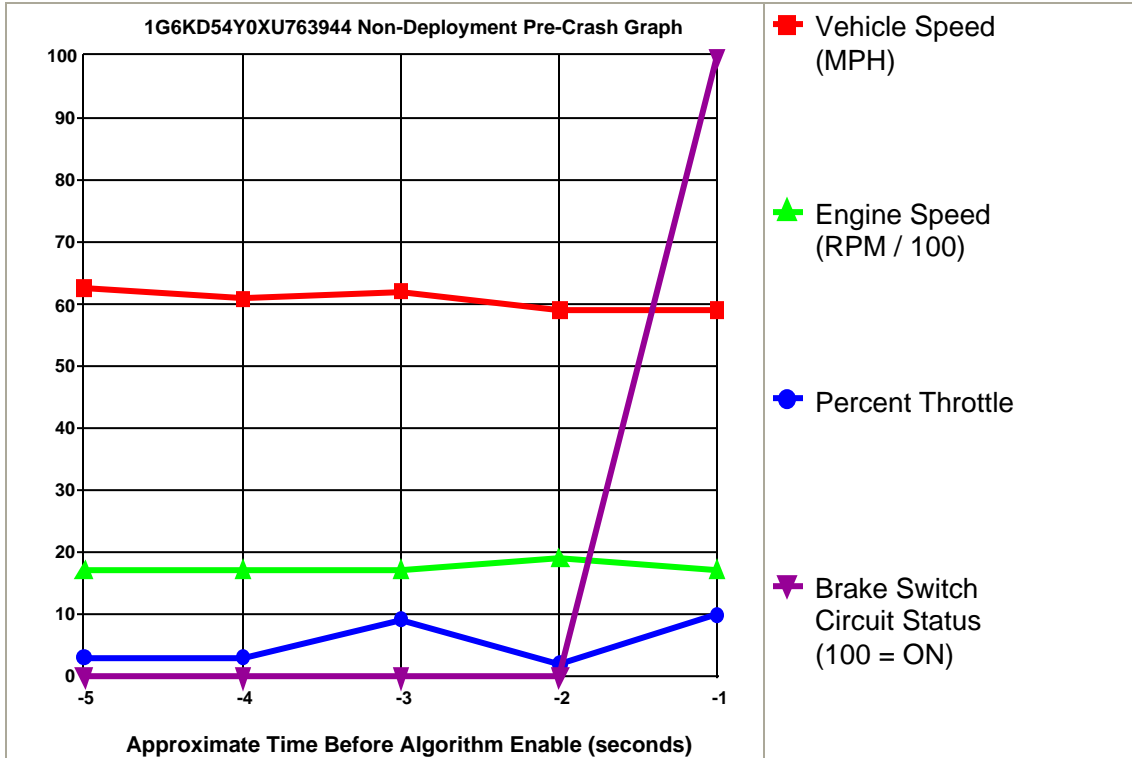
Seconds Before AE	Vehicle Speed (MPH)	Engine Speed (RPM)	Percent Throttle	Brake Switch Circuit Status
-5	0	0	3	OFF
-4	0	0	9	OFF
-3	0	1856	2	OFF
-2	0	1664	10	ON
-1	0	4416	10	ON



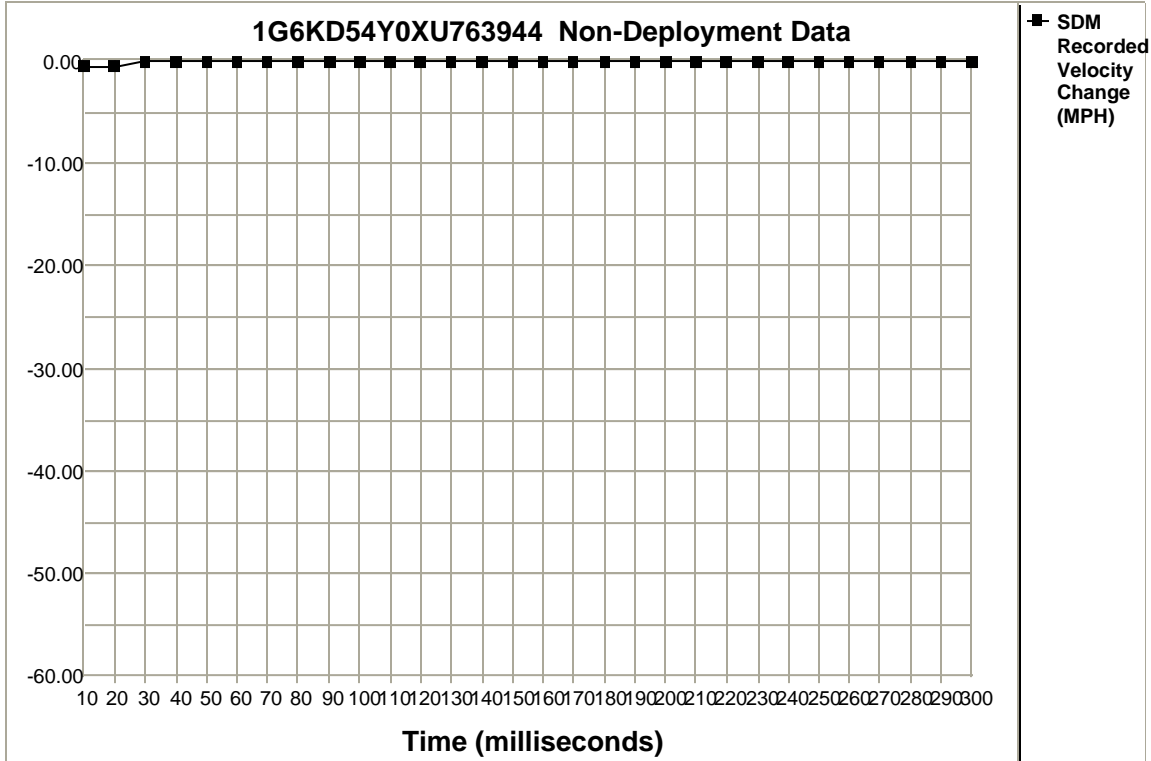
Time (milliseconds)	10	20	30	40	50	60	70	80	90	100	110	120	130	140	150
Recorded Velocity Change (MPH)	0.00	-0.22	-1.10	-2.19	-4.83	-8.78	-14.48	-18.43	-24.13	-26.99	-29.40	-31.37	-33.35	-35.98	-38.40
Time (milliseconds)	160	170	180	190	200	210	220	230	240	250	260	270	280	290	300
Recorded Velocity Change (MPH)	-41.03	-43.66	-45.85	-47.17	-47.61	-48.05	-48.27	-48.27	-48.27	-48.49	-48.49	-48.49	-48.27	-48.27	-48.27

System Status At Non-Deployment

SIR Warning Lamp Status	OFF
Driver's Belt Switch Circuit Status	UNBUCKLED
Ignition Cycles At Non-Deployment	8518
Ignition Cycles At Investigation	8521
Algorithm Enable to Maximum SDM Recorded Velocity Change (msec)	7.5
Maximum SDM Recorded Velocity Change (MPH)	-0.44
A Deployment was Commanded Prior to this Event	No



Seconds Before AE	Vehicle Speed (MPH)	Engine Speed (RPM)	Percent Throttle	Brake Switch Circuit Status
-5	63	1728	3	OFF
-4	61	1664	3	OFF
-3	62	1728	9	OFF
-2	59	1856	2	OFF
-1	59	1664	10	ON



Time (milliseconds)	10	20	30	40	50	60	70	80	90	100	110	120	130	140	150
Recorded Velocity Change (MPH)	-0.44	-0.44	0.00	0.00	0.00	0.00	0.00	0.00	0.00	0.00	0.00	0.00	0.00	0.00	0.00
Time (milliseconds)	160	170	180	190	200	210	220	230	240	250	260	270	280	290	300
Recorded Velocity Change (MPH)	0.00	0.00	0.00	0.00	0.00	0.00	0.00	0.00	0.00	0.00	0.00	0.00	0.00	0.00	0.00

Hexadecimal Data

This page displays all the data retrieved from the air bag module.
It contains data that is not converted by this program.

```
B600: FF C8 7D FF FF FF FF FF
B608: FF FF FE FE FF FF FD FD
B610: FF FF FC FC FF FF FB FB
B618: FF FF FA FA FF F6 7E FF
B620: E9 E9 FF FF FF FF FF FF
B628: FF 55 FF FF FB FF FF F7
B630: FF FF FF E4 FF FE FA F5
B638: E9 D7 BD AB 91 84 79 70
B640: 67 5B 50 44 38 2E 28 26
B648: 24 23 23 23 22 22 22 23
B650: 23 23 DE B9 E1 FF FF FF
B658: B9 FF E4 FF 77 E7 F5 3F
B660: FF E6 E6 F9 E9 F8 FF BA
B668: E5 E2 FF FF FF FF FF FF
B670: FF FF FF FF FF FB FF FF
B678: FF FF FF FF F9 FD FD FD
B680: FF FF FF FF FF FF FF FF
B688: FF FF FF FF FF FF FF FF
B690: FF FF FF FF FF FF FF FF
B698: FF FF FF FF DE B9 FF FF
B6A0: FF FF 7F E3 F5 7F FF E6
B6A8: F9 E9 F8 F8 FF E5 E2 E4
B6B0: E5 E4 FF A0 A0 9B 9D 9A
B6B8: FF FF FF FF FF FF FF FF
B6C0: FF FF 55 FF FF FF FF FF
B6C8: FF FF 9B FD 42 51 30 31
B6D0: 52 36 41 53 12 95 4B 19
B6D8: 03 3F E9 E9 FF 8A 02 DE
B6E0: F7 C3 CB FF 3F FF FF FF
B6E8: FF FE FF 55 FF FF FF FF
B6F0: 55 FF FE 00 FF F5 DD 06
B6F8: 06 EA 06 06 06 06 06 FF
B700: FF FF FF FF FF FF FF FF
B708: 43 AD 91 36 4B 44 45 46
B710: E9 45 45 48 E9 E9 E9 00
B718: E7 C0 00 00 00 04 15 80
B720: D2 AA 12 50 00 00 01 00
B728: 00 28 08 F0 05 60 04 12
B730: 2F 64 42 42 42 42 42 42
B738: 43 4B 53 5B 65 6D 77 80
B740: 8A 91 96 99 9B 9D 9D 9D
B748: 9F A3 A7 AB AD AF B2 B3
B750: B5 B9 BB C3 C9 CE D3 DA
B758: E0 E5 EB EE F2 F6 FA FE
B760: 40 41 41 42 42 43 45 46
B768: 48 4A 4C 4E 50 52 53 55
B770: 57 58 5A 5C 5E 60 62 64
B778: 66 68 6A 6C 6E 70 72 74
B780: 76 78 79 7B 7D 7E 80 82
B788: 83 84 85 86 87 88 89 8A
```

B790: 8B 8C 8D 8D 8E 8E 01 08
B798: 02 80 14 10 23 29 12 0C
B7A0: 00 28 AA 00 50 51 33 33
B7A8: 33 36 36 36 36 36 38 38
B7B0: 38 38 39 3A 3B 43 4D 4D
B7B8: 4D 4F 51 57 5B 5F 60 64
B7C0: 69 6D 73 7A 81 86 8D 8F
B7C8: 9A A0 AC AC AC AC AC AC
B7D0: B0 B5 B6 BF C6 C6 D1 DB
B7D8: DB DB DB DB DB DD E1 E1
B7E0: E7 E8 E8 ED ED EE EE EF
B7E8: F1 F1 F4 F5 F7 F7 FC FC
B7F0: FD FE FE FE FE FE 7F 7F
B7F8: 00 00 00 CA F2 00 AA FF